

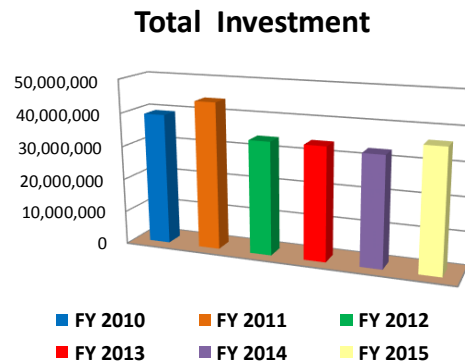
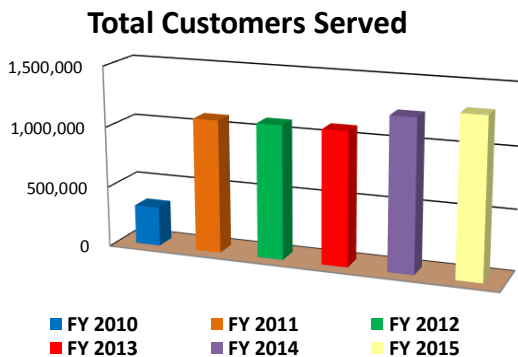
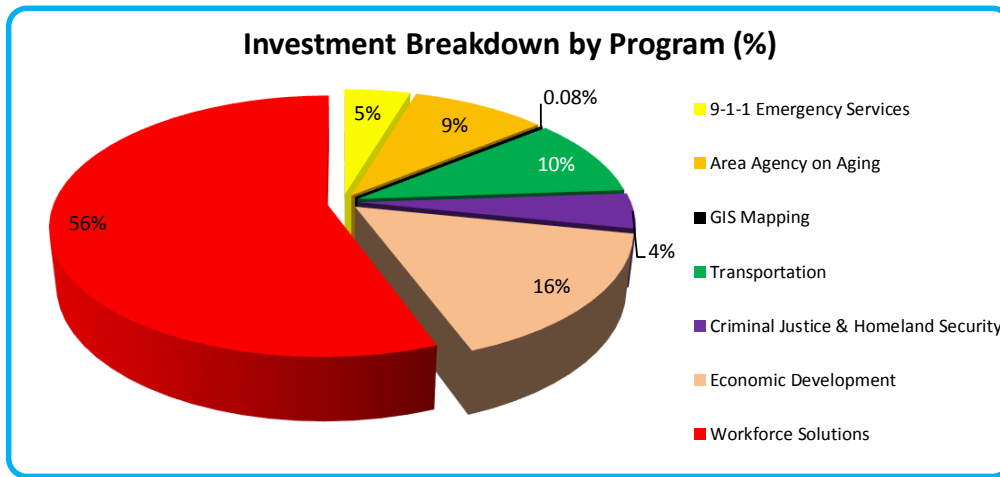
# East Texas Council of Governments FY 2015 Benefits Report for ETCOG Region



Data available for FY 2015 between October 01, 2014 and September 30, 2015

Report Controls	
Region Summary	ETCOG
Select Fiscal Year	FY 2015
<b>Totals FY 2015</b>	
Membership Dues	\$186,722.00
Total ROI <sup>c</sup>	\$194.11 to \$1.00

Services	Customers Served <sup>a</sup>	Investment <sup>b</sup>
9-1-1 Emergency Services	4,801	\$1,680,255
Area Agency on Aging	6,187	\$3,443,888
GIS Mapping	12	\$29,600
Transportation	2,511	\$3,540,370
Criminal Justice & Homeland Security	10,982	\$1,598,803
Economic Development	743,175	\$5,861,760
Workforce Solutions	538,610	\$20,276,150
<b>Total</b>	<b>1,306,278</b>	<b>\$36,430,826</b>



<sup>a</sup> Customers Served is a calculation of the number of participants that utilize a given service within the referenced county. In some cases residents of the county may benefit from more than one program or service causing the total number served to exceed the county population.

<sup>b</sup> Investment is a calculation of actual dollar amounts received by the referenced county. It may be in the form of loans, grants, or funds expended within the county and include all funding for entities within the county (both the county itself and cities and member district).

<sup>c</sup> Return on Investment (ROI) is calculated by subtracting the amount of dues paid to ETCOG from the total investment and dividing that amount by the dues paid. Dues paid includes all dues for entities within the county (both the county itself and cities and member districts within that county)

## BENEFITS FOR ALL MEMBERS - Members of ETCOG may use Brinson Benefits to explore new options for health insurance cost containment.

- Members receive Brinson's Optimizer report, a \$7,500 value to assess their current situation and find better solutions.
- Electronic open enrollment package (BenefitsConnect) at 30% off standard per employee per month.
- A 10% reduction in consulting fees.
- A 20% discount on monthly wellness program administration fees. Not including biometrics or Health Risk Assessments.
- Open Enrollment Video package with guide, for \$500/year (standard pricing is \$750/year) excludes shipping, and handling not included.